



Data Sheet

2016 v1.0

SMARTRAIL X835-100-MID DIN Rail Multifunction Power Meter - 100A Direct Connected (MID Certified)

- MID B&D Certified by SGS UK
- Certified for Single & Three Phase
- Certified for Import / Export kWh
- Certificate Number 0120/SGS0151
- Built in Pulse & Modbus Comms



SMARTRAIL X835-100-MID Multifunction Power Meter

The SMARTRAIL X835-100-MID is a new generation modern design power monitor that will measure and display electrical power quality parameters. It has been engineered to cover most applications (Single Phase and Three Phase networks / Built in Pulsed and RS485 Modbus / Import and Export kWh), replacing the need for several different models of this power meter.

As the demand for MID certified meters has increased, we have obtained annex B and D of the EC Directive 2004/22/EC. This power meter has been tested and certified for single or three phase networks and import and export active energy (kWh).

The SMARTRAIL X835-100-MID is produced to the highest quality and utilizes the latest microprocessor and technology. It has a blue backlit display and 16 different measuring parameters. This meter supports a maximum 100A Direct connection. Available with built in pulsed outputs and RS485 Modbus RTU it is fully compatible for integration with BMS and remote monitoring systems.

Parameters

- Phase to Neutral Voltage (V)
- Phase Current (A)
- Voltage Total Harmonic Distortion (U%THD)
- Current Total Harmonic Distortion (I%THD)
- Frequency (Hz)
- Power Factor (PF)
- Current Max Demand (MD A)
- Power Max Demand (MD kW)
- Active Power (kW)
- Reactive Power (kVAR)
- Apparent Power (kVA)
- Import Active Energy (kWh)
- Export Active Energy (kWh)
- Total Active Energy (kWh)
- Import Reactive Energy (kVARh)
- Export Reactive Energy (kVARh)
- Total Reactive Energy (kVARh)

Specifications

Measured Parameters

The unit can monitor and display the following parameters of a Single Phase Two Wire (1P2W), Three Phase Three Wire (3P3W) or Three Phase Four Wire (3P4W) system.

Voltage and Current

- Phase to Neutral Voltages 100-289V AC (not for 3P3W supplies).
- Phase to Phase Voltages 173-500V AC (3 Phase supplies only).
- Percentage Total Voltage Harmonic Distortion (U% THD) for each Phase to N (not for 3P3W supplies).
- Percentage Voltage Total Harmonic Distortion (U% THD) between Phases (3 Phase supplies only).
- Percentage Current Total Harmonic Distortion (I% THD) for each Phase.

Power factor and Frequency and Max. Demand

- Frequency in Hz
- Instantaneous power:
- Power 0-3600 MW
- Reactive Power 0-3600 MVar
- Volt-Amps 0-3600 MVA
- Maximum Demand Power since last reset
- Power factor
- Maximum neutral Demand Current, since the last reset (for Three Phase supplies only)

Energy Measurements

Imported/Exported active energy	0 to 9999999.9 kWh
Imported/Exported reactive energy	0 to 9999999.9 kVAh
Total active energy	0 to 9999999.9 kWh
Total reactive energy	0 to 9999999.9 kVAh

Measured Inputs

Voltage inputs through 4-way fixed connector with 25mm² stranded wire capacity. Single Phase Two Wire(1P2W), Three Phase Three Wire(3P3W) or Three Phase Four Wire (3P4W) unbalanced. Line frequency measured from L1 Voltage or L3 Voltage.

Nominal Voltage Input	100-289V AC (Ph+N) or 173-500V AC (Ph+Ph)
Max Continuous Voltage	120% of Nominal
Nominal Input Current	0.5-10(100)A AC
Max Continuous Current	120% of Nominal
Frequency	50Hz ±10%

Accuracy

Voltage	0-5% of range maximum
Current	0-5% of nominal
Frequency	0-2% of mid-frequency
Power Factor	1% of unity (0.01)
Active Power (W)	±1% of range maximum
Reactive Power (VAr)	±1% of range maximum
Apparent Power (VA)	±1% of range maximum
Active Energy (Wh)	Class 1 IEC 62053-21
ReactiveEnergy (VARh)	±1% of range maximum
Total Harmonic Distortion	1% up to 31st harmonic
Response time to step input	1s, typical, to >99% of final reading, at 50 Hz.

Auxiliary Supply

This unit does not require a separate auxiliary supply as it is self-powered from the Voltage Inputs.

Interfaces for External Monitoring

Three interfaces are provided:

- RS485 communication channel that can be programmed for Modbus RTU protocol
- Relay output indicating real-time measured energy (configurable)
- Pulse output 3200IMP/kWh (not configurable)

The Modbus configuration (baud rate etc.) and the pulse relay output assignments (kW/kVAh, import/export etc.) are configured through the set-up screens.

Pulse Output

Opto-coupler with potential free SPST-NO Contact (Contact rating - Voltage: 5-27V DC, Current: Imin 2mA and Imax 27mA DC). The pulse output can be set to generate pulses to represent kWh or kVAh.

Rate can be set to generate 1 pulse per:

0.01 = 10 Wh/VArh
0.1 = 100 Wh/VArh
1 = 1 kWh/kVAh
10 = 10 kWh/kVAh
100 = 100 kWh/kVAh

Pulse width 200/100/60 ms.

RS485 Output for Modbus RTU

For Modbus RTU, the following RS485 communication parameters can be configured from the set-up menu:

Baud Rate: 2400, 4800, 9600, 19200, 38400

Parity: None (default) / Odd / Even

Stop Bits: 1 or 2

RS485 Network Address: 3 Digit Number - 001 to 247

Modbus™ Word order Hi/Lo byte order is set automatically to normal or reverse. It cannot be configured from the set-up menu.

Reference Conditions of Influence Quantities

Influence Quantities are variables that affect measurement errors to a minor degree. Accuracy is verified under nominal value (within the specified tolerance) of these conditions.

Ambient temperature	23°C ±1°C
Input waveform	50 or 60Hz ±2%
Input waveform	Sinusoidal (distortion factor < 0.005)
Auxiliary supply voltage	Nominal ±1%
Auxiliary supply frequency	Nominal ±1%
Auxiliary supply waveform (if AC)	Sinusoidal (distortion factor < 0.05)
Magnetic field of external origin	Terrestrial flux

Environment

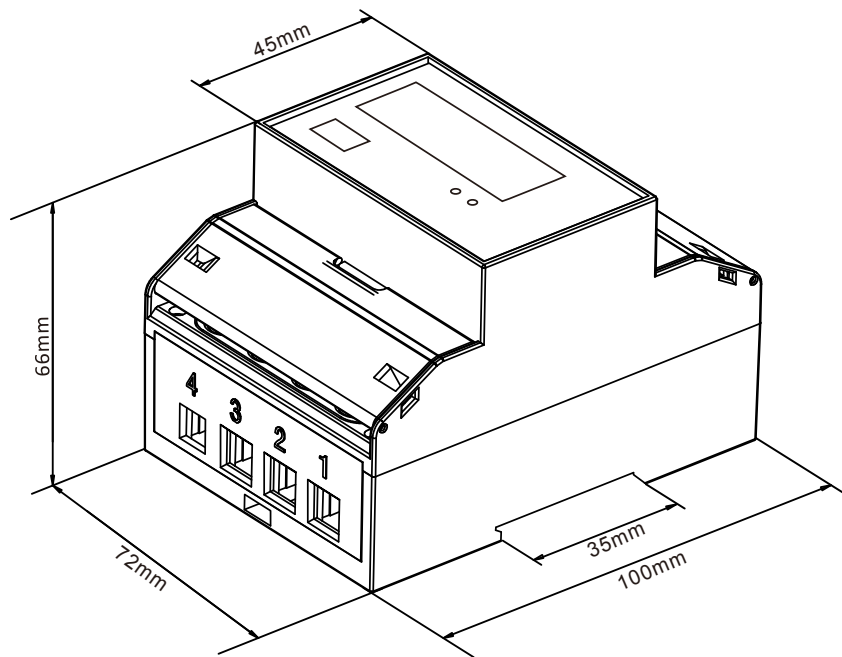
Operating temperature	-25°C to +55°C*
Storage temperature	-40°C to +70°C*
Relative humidity	0 to 95%, non-condensing
Altitude	Up to 3000m
Warm up time	1 minute
Vibration	10Hz to 50Hz, IEC 60068-2-6, 2g
Shock	30g in 3 planes

*Maximum operating and storage temperatures are in the context of typical daily and seasonal variation.

Mechanics

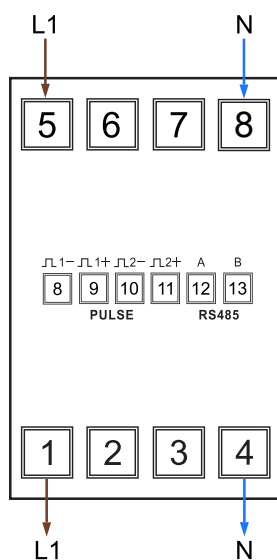
DIN rail dimensions	72mm x 100mm (WxH) per DIN 43880
Mounting	DIN rail (DIN 43880)
Sealing	IP51 indoor
Material	Self-extinguishing UL 94 V-0

Dimensions

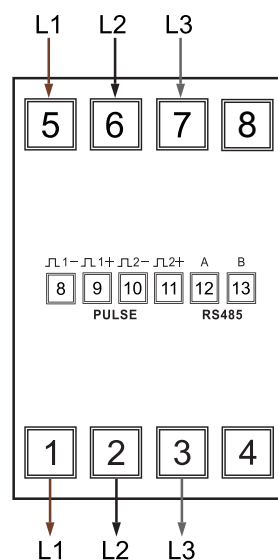


Installation

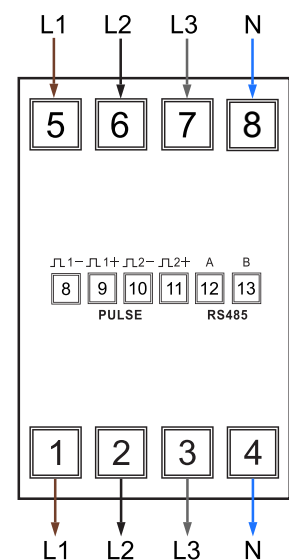
Single phase two wires



Three phase three wires



Three phase four wires



Specifications are subject to change without notice.